

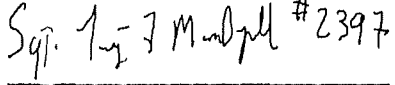


1 Station <b>CSSS - Sudbury</b>		2. Case No <b>12-17781</b> 	
3 Department <b>MSP Middlesex County Detective Unit</b>	4 Department Case No. <b>2012-110-0373</b>	5. Report No <b>3</b>	6. Page <b>2 of 1</b>
7 Reporting Officer (Rank, First, MI, Last & ID#) <b>Trooper Patrick Moynihan, #3034</b>		7a. Signature 	7b. Date Prepared <b>11/19/12</b>
8 Approved by (Rank, First, MI, Last & ID#) <b>Sergeant Timothy F. MacDougall</b>		8a. Signature 	8b. Date Approved <b>01/04/2013</b>
<b>9. Subject: Police Shooting</b>			

Date of Offense: 11/12/2012  
 Offense Location: Marlborough  
 Investigator: Trooper Michael R Banks #2948  
 Victim(s)  
 Suspect(s): Bryce Coutinho

On Monday, November 12, 2012 I was called by C-Troop Headquarters and requested to respond to 52 Meadow Brook Rd in Marlborough for a police involved shooting. Unit Supervisor Sgt. Timothy MacDougall was immediately notified of the situation, and he stated that he was in route to the residence.

A short time later I arrived on scene and met with the Marlborough Detectives and case officer Trooper Michael Banks #2948. At this time they stated that the suspect was fatally wounded and was located in the bedroom to the left at the top of the stairs on the second floor. The Marlborough Detectives explained what had occurred from the information they were given. I walked through the scene after placing the properly protective equipment on. Shortly after walking the scene I asked Trooper Banks if he wanted the Leica system brought to the scene to diagram the interior of the residence. Trooper Banks requested that the Leica be used to diagram the scene. I immediately contacted DLT Fabry and requested that the Leica system be brought to the scene. Trooper Robert Dateo #2618 and Trooper Robert Quigley #2777 were both requested to the scene to use the Leica system.

At this time I began properly documenting the scene with digital images and video. I started with taking digital images. When I got to the second floor landing that is located in between the bedrooms I observed two spent shell casing. The first spent shell casing was located on the landing and it was marked placard #1. The second spent shell casing was found on the rug near the entry way in the bedroom to the left and this was marked placard #2. From the entranceway I could see the suspect lying on the floor next to the bed. The white male was marked placard #3. A short distance away from the suspect's feet a red and brown stain that was found and

